

***Redbud Health Care District***  
**South Shore**  
**LCOE-Healthy Start**  
**Youth and Family Services**



***Annual Service and Activities Report***  
***for the***  
***2023-2024 school year.***

***Redbud Health Care District***

## *Investing in our Children for great returns:*

### **Annual Budget: \$95,000**

Redbud Health Care District awarded Healthy Start \$95,000 to provide Healthy Start services for the following schools in the “South Shore” Konocti and Middletown School Districts area.

### **Youth Served at:**

East Lake School	Minnie Cannon Elementary School
Lower Lake Elementary School	Middletown Middle School
Highlands Campus	Cobb Mountain School
Burns Valley Elementary School	Coyote Valley Elementary
Lower Lake High School	Blue Heron
Carle High School	Middletown High School
Loconoma Community Day	Lake County International Charter School
Clearlake Creativity School	KEC <i>including Richard Lewis IS</i>
LCOE Early Connections at <i>BVES, ELES, Pomo, LLES and Middletown</i>	
<i>Outreach to Yuba Child Development, Pearl and Meadowbrook Headstarts and The Learning House</i>	

### **Program Goals:**

Healthy students are able to concentrate on school work and attend school regularly, increasing their chances for academic success. Our primary goal for South Shore Healthy Start has been to keep students healthy by sustaining our successful, collaborative program, which started at Pomo Healthy Start in 1996, and to use that program as a model to expand health care service delivery to all schools incorporated into the Redbud Health Care District in Clearlake, Middletown, Cobb, Hidden Valley, Clearlake Oaks and Lower Lake.

Our partnership with Redbud Health Care District has enabled us to sustain our program of comprehensive health care delivery systems, both prevention, early intervention as well as treatment for students and their families throughout the Konocti Unified and Middletown Unified School Districts.

### **Activities Quarter 1-4 of the 2023-24 school year**

The 2023-24 school year was a busy year that proved to be challenging yet rewarding. The Healthy Start team received professional development in the areas of case management, strength based protective factors, resource and closed loop referral process, data collection, wrap

around services and Motivational Interviewing with an emphasis on Chronic Absenteeism, Absenteeism and Truancy: Interventions and Universal Procedures Training, CSEC, (commercially sexually exploited children) and Cannabis and Tobacco Prevention.

Staff participated in various community events throughout the year such as Back to School nights at their respective school sites doing Oral Health and Tobacco Prevention outreach, Scotts Valley Big Time, Kicks for Kids, Heroes for Health and Safety, Recovery Happens, Red Ribbon Week, Trunk or Treat, Dia de Independencia, Dia de Muertos Event, Totes for Teens, and the Clearlake Rotary Christmas event, PIT (Point in Time) count with the LCCOC (Lake County Continuum of Care), and the April is Child Abuse Awareness month with the Lake County Children’s Cocunil. In addition to the community activities, Healthy Start was heavily involved with the development and launch of the Comprehensive Prevention Plan (CPP) that was mandated by the Office of Child Abuse Prevention Plan (OCAP)

During Red Ribbon week staff participated at Red Ribbon Activities and Pledges at all of the Elementary Schools in KUSD and MUSD. Obsidian Middle School's entire student body received a presentation regarding the dangers of smoking and vaping and cannabis use. Two classes were brought in to the CEC for a 15 minute presentation and question and answer period. Many questions and statements were brought up that helped generate a connection between Obsidian Middle School administration and Lake County Prevention Services for more in depth substance use education. A 10 week substance abuse prevention program was provided by LCBH

Many linkages to community resources for families and unaccompanied youth in the area of financial support either through housing navigation, utility assistance or other. Four Healthy Start Collaborative meetings shined light on new community resources available to families and youth.

🦷 Dental Screenings were scheduled and performed in both districts including respective Early Connections Preschool programs. **2033** total students were screened.

**Services Provided:**

- **Case management for all families in need of support.**
- **Home visitation**
- **Academic Support**
- **Social Emotional Learning/Mentoring**
- **Chronic Absenteeism**
- **Dental Case Management and transportation (Adventist Health Center and Wellness Center at LLHS)**
- **Sedation dentistry appointments and transportation to PDI**
- **Lice eradication education and supplies**
- **Health care enrollment and re-certification assistance –**



- **Basic needs for families; *Linkages and or Transportation to Food Pantries, school supplies, hygiene supplies, clothing, shoes, community resources for rental and utility assistance***
- **TUPE-Tobacco Use Prevention and Education**
- **Differential Response Services**
- **Family WRAP**

**(See attached graphs for service type and document for service description)**

### ***Summary Narrative***

*Healthy Start served 928 students during the year. 772 students served in Konocti and 156 students served in Middletown.*

*The intentionality of the collaboration with both KUSD and MUSD School nurses and Student Services supported a variety of support services to students in need. AS I mentioned to you at the semi annual reporting, on the first day of school, the Healthy Start south shore team met with the Student Services team and received a list of students that did not show up for school on the first day of school. Staff called every family and those that did not answer received a home visit that day and the next day. Some families had not realized school had started, some families had not completed their registration and some had needs such as immunizations, birth certificates or physicals. Staff mobilized and helped families bridge that gap so that children could go to school immediately with a few days of absence, as opposed to weeks or months. We are so grateful to have the collaborative relationship with the staff at Adventist Health to get kids seen quickly. Those needing vaccines unavailable at the Wellness Clinic were transported to Lake County Public Health for vaccines needed to attend school. This practice proved beneficial to the districts and also to the LCSSP team that is now in full force in the districts targeting youth identified as Chronically Absent. That means a student that has been identified as missing 10% or more of the school year. LCOE was awarded the LCSSP (Learning Community Student Success Program) grant that allowed the addition of 4 new staff, 1 attendance site supervisor and 3 youth advocates. They started in January of this year and made a big dent on chronically absent students. They met with Student Services on a weekly basis and identified children at the 10% or higher absence rate. All parents of students identified got a phone call and homevisit to give notice of the chronic absenteeism status. The youth advocate would assess the family situation and refer them over to their respective Healthy Start family advocate who would then help connect the*



family with the needed resources. The youth advocates would then work directly with the student. The LCSSP team launched an incentive campaign, formed relationships with students and made it safe and comfortable to attend school regularly. Some kids received tutoring, some guitar lessons, some mentoring and others just needed a bus stop change or a regular check in with a youth advocate. 171 students were contacted due to chronic absenteeism in the Konocti District. Only 1 student was contacted in MUSD due to them hiring their own attendance liaison and passed on LCSSP support.

The KUSD lead Nurse continued to collaborate with the Healthy Start team to get students connected with services for those with hearing and vision screening failures. Staff has been busy making eye appointments for students that should have had follow up for glasses last year or before. They have kept Dr. Agoda and Dr. Elizares very busy. Both Student Services and The Nursing staff have shown much appreciation for the support with both of these important student needs. Especially now that there is only one eye doctor taking medical for vision services.

Healthy Start assisted Middletown Nursing staff to be able to host a vaccination clinic on campus to help with Tdap 7th grade vaccines as well as kinder entrance vaccines.

### ***Additional services provided by the various grants operated by Healthy Start:***

**CHILDREN'S ORAL HEALTH PROJECT** (First 5 Lake County) and (Lake County Health Services)

**MCKINNEY VENTO HOMELESS STUDENTS EDUCATION ACT** (Calif. Dept. of Ed)

- Assist to identify children that are homeless or in transitional housing.
  - Provide support services to homeless children and families, so children can attend school, ready to learn.
  - Assist unaccompanied youth with shelter and community service referrals
  - Link homeless students to HEALTH CARE and basic needs
- According to a CalPads certification there are 533 students identified as homeless in Lake County in the 23-24 school year. Currently we have 234 students identified as homeless in KUSD and 65 students in Middletown. Healthy Start staff has provided service to 101 of these students.

**FOSTER YOUTH SERVICES (Calif. Dept. of Education) and Lake County Department of Social Services**

- *Serving foster youth in Konocti and Middletown USD schools, K-12, with special outreach and support for students at Lower Lake and Middletown High Schools. Foster youth are served countywide and have regular monthly contacts with staff. Outings to places such as the movie theater or skating allow foster youth children to network with other children in placement*
- *Implementation of AB490, with CWS, to ensure that children will stay in their school of origin, even when they are removed from their home.*
- *Assist LCOE and school districts in creating new LCAP goals for foster youth and advising District Superintendent's regarding their obligation to support foster kids.*

**DIFFERENTIAL RESPONSE PROGRAM – FAMILY PRO (LC Department of Social Services)**

76 referrals from Child Welfare have been received this year so far., 38 of those referrals have been for families in the Redbud Health Care District.

**DIFFERENTIAL RESPONSE PROGRAM – Probation FAMILY PRO (LC Department of Juvenile Probation) Youth at high risk for formal juvenile probation or detention**

3 referrals from Juvenile Probation so far this year, 2 have been for families in the Redbud Health Care District.

**Prop 64- Family WRAP (BSCC Board of State and Community Corrections-) County of Lake Youth on formal juvenile probation with high risk of detention, or stepping down from detention**

19 referrals from Juvenile Probation so far this year, 7 have been for families in the Redbud Health Care District.

**CBCAP- Community Based Child Abuse Prevention-** Is funding from Children's plate through the Department of Social Services. These monies support the work that is done with the community around child abuse prevention and awareness. This amount fluctuates but tends to vary by a few hundred dollars each year.

**TUPE TIER I, Cohort R/TUPE TA- CDE Prop 56/Prop 99**

TUPE funds provide technical assistance and support to the county school districts around the lake to promote tobacco free campuses,  
Current Healthy Start Staff in the "South Shore"

**LCSSP-Learning Communities Student Support Program Cohort 7- CDE providing support services during the school day to help**

*students develop strategies for a successful transition back into their school of residence after a period of chronic absenteeism or into an alternative school the positive behavior intervention system, and trauma-informed practices through MTSS (Multi-Tiered System of support) District staff reported that they were grateful to have the support of the county office when dealing with student absences and behaviors.*

School Site	Staff	FTE RHCD	Position/Duties
East Lake Elementary	Debbie Ogulin	.4	Family Advocate Homevisitation, medical and dental case management, health referrals, Family PRO, parent support. Trained NF facilitator
East Lake Elementary	Cheryl Graves	.2	Admin Assistant <i>Support for families and staff for all Program activities</i> Trained NF facilitator
Pomo Elementary	Ileta Garcia	.5	Family Advocate <i>Bilingual home visitation, medical and dental case mgmnt health referrals and parent support</i>
BurnsValley Elementary	Tanya Biassotti	.5	Family Advocate <i>home visitation, medical and dental case mgmnt health referrals and parent support</i> Trained NF facilitator
Konocti Education Center	Jessica Howells	.3	Family Advocate




Middletown Unified			<i>home visitation, medical and dental case mgmnt health referrals and parent support Foster Youth Specialist</i>
Lower Lake High School Carle Blue Heron Highlands Richard Lewis	Jataun Hieb	.4	Family Advocate <i>home visitation, medical and dental case mgmnt health referrals and parent support</i>
Lower Lake Elementary	Mitzi Grimley	.3	Family Advocate <i>home visitation, medical and dental case mgmnt health referrals and parent support McVento Youth Specialist Trained NF Facilitator</i>
Middletown Unified	Lisa Hart	.35	Site Supervisor/FY Coordinator <i>home visitation, medical and dental case mgmnt health referrals and parent support Trained NF Facilitator</i>
Middletown Unified	Connie Chicoine	No RHCD funding	Job skills coach Family WRAP EXTRA SUPPORT
KUSD and MUSD	Ana Santana	No RHCD funding	Program Director Extra Support

**Youth Advocates Liliana, Aaron and Jay connecting with students at LLES**



**LLES students receiving incentives for having less than 5 school absences**





**Pomo students receiving incentives for having less than 5 school absences**



**LLES students receiving incentives for having less than 5 school absences**





**Lower Lake High School Marching Band providing entertainment at the Children’s Festival At Austin Park**



Eastlake Elementary Participating in the Pinwheel Garden Challenge





Burns Valley Elementary student winner of April is Child Abuse Prevention Art Contest



Student winners of April is Child Abuse Prevention Art Contest sponsored by Cabos Mexican Restaurant





Children from BVES and BVES preschool attending Abriendo Puertas parenting program held at CCS March-April



KUSD Art Festival and Lake County Children's Council Children's Festival joint event at Austin Park





Thank you Redbud Health Care for your continued support

**"Alone we can do so little; together we can do so much."**

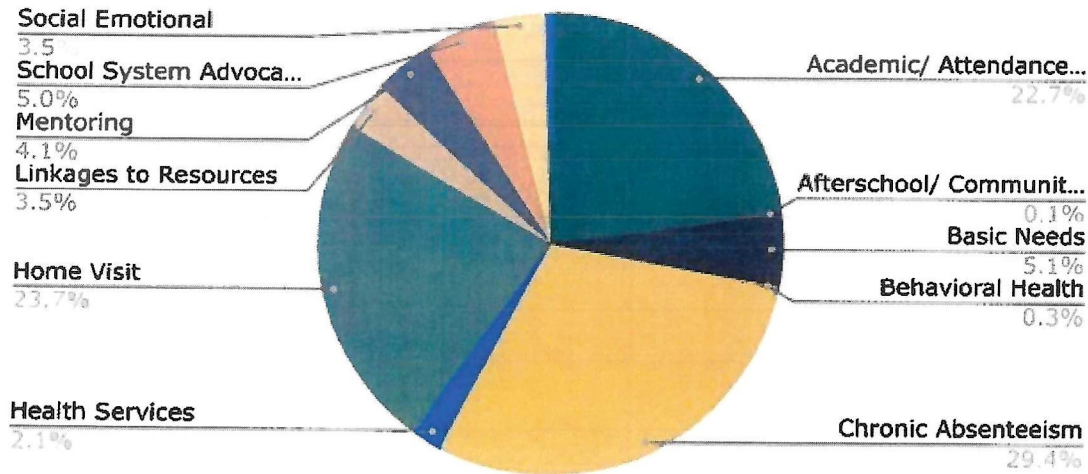
**– Helen Keller**

Respectfully prepared and submitted by  
Ana Santana, Program Director-Healthy Start Youth and Family Services

**LAKE COUNTY OFFICE OF EDUCATION  
HEALTHY START YOUTH & FAMILY SERVICES  
FY 2023-24  
LCSSP/ATTENDANCE SERVICES**

District	Academic/ Attendance Check	Afterschool/ Community Activities	Basic Needs	Behavioral Health	Chronic Absenteeism	Health Services	Home Visit	Linkages to Resources	Mentoring	School System Advocacy	Social Emotional	Transporta tion
Kelseyville	41	0	1	1	72	1	18	1	29	0	27	0
Konocti	279	1	51	4	286	31	307	44	30	68	22	8
Lakeport	12	0	23	0	50	2	35	10	9	12	9	2
LCOE	6	0	0	0	4	1	6	0	1	1	0	1
Lucerne	20	0	12	0	62	1	22	4	1	4	1	0
Middletown	4	0	0	0	0	0	0	0	0	0	0	0
Upper Lake	26	0	0	0	29	0	18	0	0	0	0	0
<b>Grand Total</b>	<b>388</b>	<b>1</b>	<b>87</b>	<b>5</b>	<b>503</b>	<b>36</b>	<b>406</b>	<b>59</b>	<b>70</b>	<b>85</b>	<b>59</b>	<b>11</b>

**Attendance Services**





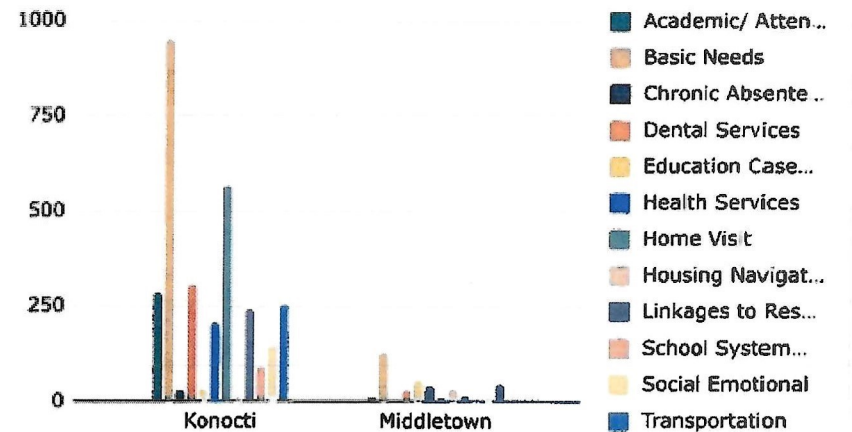
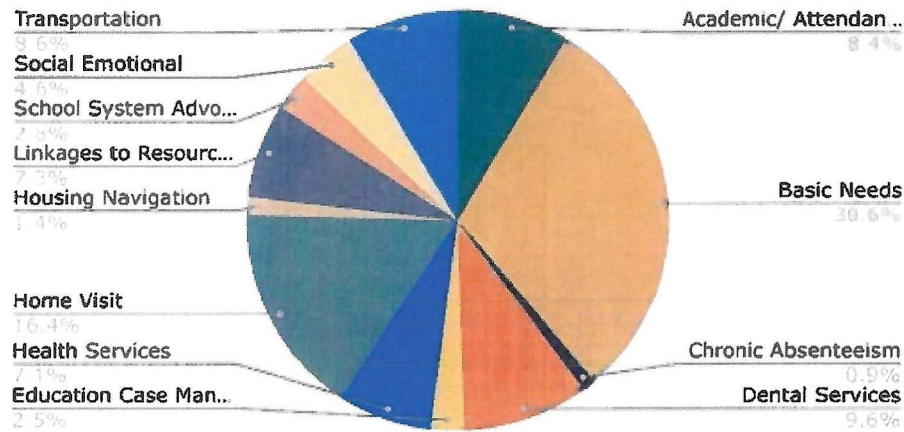
**LAKE COUNTY OFFICE OF EDUCATION  
HEALTHY START YOUTH & FAMILY SERVICES**

**FY 2023-24**

**DISTRICT:** Redbud Health Care

**Date:** 2023-24

District	Academic/ Attendance Check	Basic Needs	Chronic Absenteei sm	Dental Services	Education Case Management	Health Services	Home Visit	Housing Navigation	Linkages to Resources	School System Advocacy	Social Emotional	Transportation
Konocti	284	949	31	307	34	209	567	14	241	92	147	256
Middletown	11	129	1	30	55	43	11	36	15	6	14	46
GRAND TOTAL	295	1078	32	337	89	252	578	50	256	98	161	302



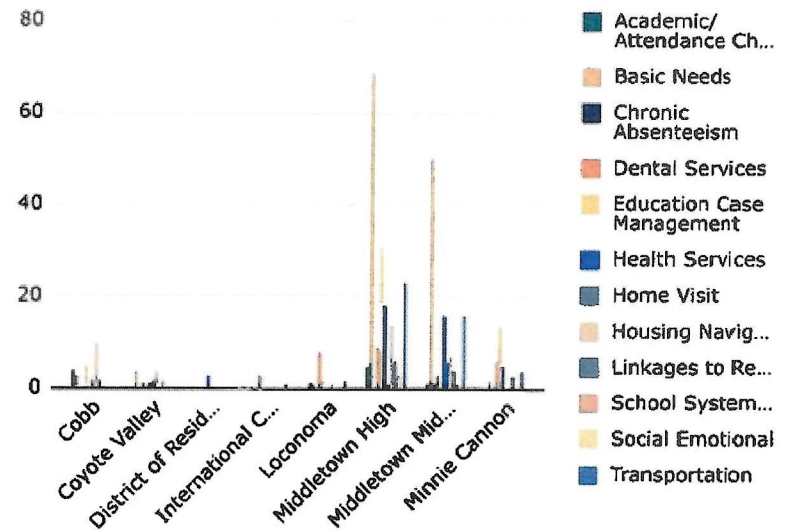
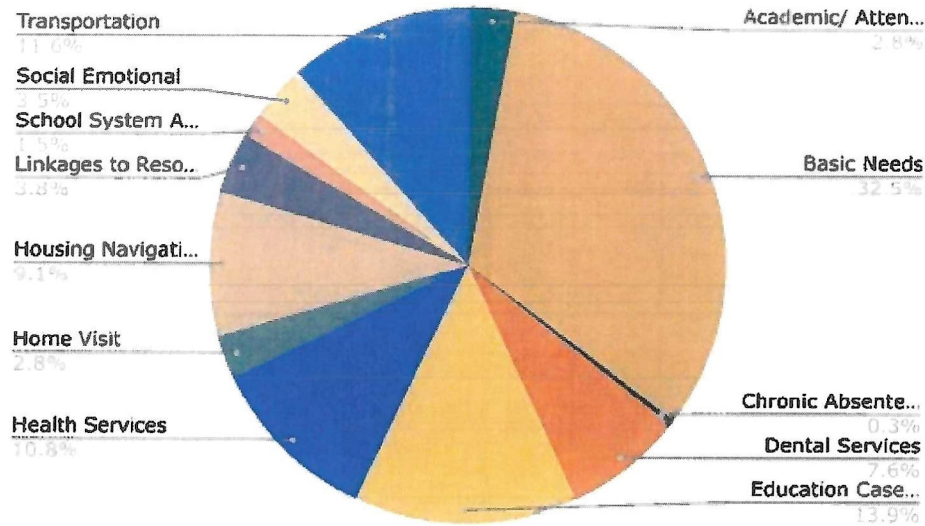
**LAKE COUNTY OFFICE OF EDUCATION  
HEALTHY START YOUTH & FAMILY SERVICES**

**FY 2023-24**

**DISTRICT: Middletown**

**Date: 2023-24**

School	Academic/ Attendance Check	Basic Needs	Chronic Absenteeism	Dental Services	Education Case Management	Health Services	Home Visit	Housing Navigation	Linkages to Resources	School System Advocacy	Social Emotional	Transportation
Cobb	4	3	0	0	5	0	2	10	2	0	0	0
Coyote Valley	0	4	0	1	1	1	2	4	0	2	0	0
District of Residence	0	0	0	0	0	3	0	0	0	0	0	0
International Charter	0	0	0	3	0	0	0	0	0	0	0	1
Loconoma	1	1	0	8	2	0	0	1	0	0	0	2
Middletown High	5	69	0	9	31	18	1	14	6	3	9	23
Middletown Middle	1	50	1	3	2	16	6	7	4	1	1	16
Minnie Cannon	0	2	0	6	14	5	0	0	3	0	4	4
<b>GRAND TOTAL</b>	<b>11</b>	<b>129</b>	<b>1</b>	<b>30</b>	<b>55</b>	<b>43</b>	<b>11</b>	<b>36</b>	<b>15</b>	<b>6</b>	<b>14</b>	<b>46</b>



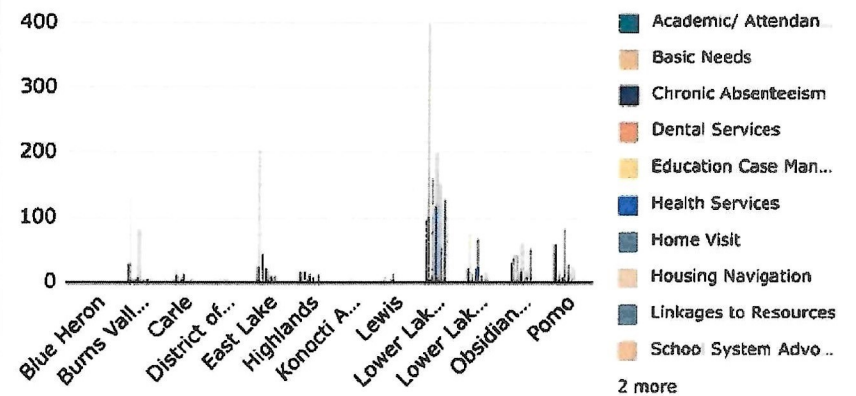
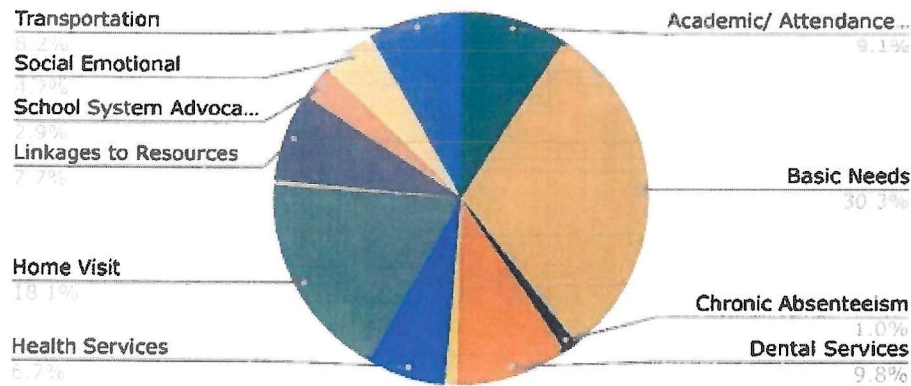


**LAKE COUNTY OFFICE OF EDUCATION  
HEALTHY START YOUTH & FAMILY SERVICES**

**FY 2023-24**

**DISTRICT:** Konocti  
**Date:** 2023-24

Schools	Academic/ Attendance Check	Basic Needs	Chronic Absenteeism	Dental Services	Education Case Management	Health Services	Home Visit	Housing Navigation	Linkages to Resources	School System Advocacy	Social Emotional	Transportation
Blue Heron	0	0	0	0	1	0	0	0	0	0	0	0
Burns Valley	29	132	4	4	4	6	83	1	4	3	0	5
Carle	2	20	11	0	2	6	14	0	0	0	4	2
District of Residence	0	4	0	2	0	0	4	0	4	0	2	0
East Lake	24	203	0	44	1	20	21	1	12	9	8	10
Highlands	17	16	1	15	1	6	13	0	8	1	4	14
Konocti Adult School	1	4	0	0	0	0	2	0	0	0	0	1
Lewis	2	8	0	3	2	3	14	0	2	0	1	3
Lower Lake Elementary	97	398	5	161	8	119	200	8	153	55	96	129
Lower Lake High	22	78	4	17	2	24	69	3	10	0	6	15
Obsidian Middle	31	41	2	43	8	17	61	1	19	8	22	53
Pomo	59	45	4	18	5	8	86	0	29	16	4	24
<b>GRAND TOTAL</b>	<b>284</b>	<b>949</b>	<b>31</b>	<b>307</b>	<b>34</b>	<b>209</b>	<b>567</b>	<b>14</b>	<b>241</b>	<b>92</b>	<b>147</b>	<b>256</b>



**LAKE COUNTY OFFICE OF EDUCATION  
HEALTHY START YOUTH & FAMILY SERVICES**

**2023-24 DENTAL SCREENINGS**

**REDBUD HEALTH CARE DISTRICT**

SCHOOL SITE				SCREENING RESULTS							RACE/ETHNICITY							PRIMARY LANGUAGE							
Date of Screening	District	School	Grade	Total CF	Total 1s	Total 2s	Total 3s	TOTAL	Total With Sealants	Total Sealants Needed	Total BBTD	Total BBTD Repaired	Total Abscess	Alaska Native/American Indian	Asian	Black/African American	Hispanic/Latino	Native Hawaiian/Pacific Islander	White	Two or More Races	Unknown	English	Spanish	Other	Unknown
08/31/23	Konocti	Lower Lake High	Multiple grades ages 6-18	6	9	1	16	6	3								6		10			15	1		
08/31/23	Konocti	Lower Lake High	Multiple grades ages 6-18	4	0	3	7	1	2										7			7			
08/31/23	Konocti	Lower Lake High	Multiple grades ages 6-18	7	2	0	9	3	4								2		7			8	1		
08/31/23	Konocti	Lower Lake High	Multiple grades ages 6-18	2	0	0	2	2	0										2			2			
08/31/23	Konocti	Lower Lake High	Multiple grades ages 6-18	0	2	2	4	1	0										4			4			
08/31/23	Konocti	Lower Lake High	Multiple grades ages 6-18	6	0	1	7	2	0								2		4		1	5	1		1
08/31/23	Konocti	Lower Lake High	Multiple grades ages 6-18	1	0	1	2	1	0								1		1			2			
08/31/23	Konocti	Lower Lake High	Multiple grades ages 6-18	13	0	3	22	5	6								8		14			18	4		
08/31/23	Konocti	Lower Lake High	Multiple grades ages 6-18	25	5	3	33	9	7								4		29			31	2		
08/31/23	Konocti	Lower Lake High	Multiple grades ages 6-18	14	3	1	18	7	6								2		16			18			
08/31/23	Konocti	Lower Lake High	Multiple grades ages 6-18	0	0	1	1	0	0										1			1			
09/06/23	Preschool	WCC Child Development	Preschool	7	1	0	9										5		4			7	2		
09/06/23	Preschool	Learning House	Preschool	17	3	2	22										13		9			16	6		
09/06/23	Preschool	Learning House	Preschool	9	3		12										4		8			11	1		
09/19/23	Konocti	Lower Lake Elementary	1st grade	15	1	1	17														17				17
09/19/23	Konocti	Lower Lake Elementary	Kindergarten	8	4	5	17														17				17
09/19/23	Konocti	Lower Lake Elementary	Transitional Kindergarten	15	2	2	19														19				19
09/19/23	Konocti	Lower Lake Elementary	1st grade	10	4	2	16														16				16
09/19/23	Konocti	Lower Lake Elementary	Transitional Kindergarten	14	4		18														18				18





Date of Screening	District	School	Grade	Total CF	Total 1s	Total 2s	Total 3s	TOTAL	Total With Sealants	Total Sealants Needed	Total BRTD	Total BRTD Repaired	Total Abscess	Alaska Native/American Indian	Asian	Black/African American	Hispanic/Latino	Native Hawaiian/Pacific Islander	White	Two or More Races	Unknown	English	Spanish	Other	Unknown
10/24/23	Middletown	Cobb	Multiple grades ages 0-5	7	3			10											10			10			
10/24/23	Middletown	Cobb	1st grade	7	2		2	11						1	1	1			8			11			
10/24/23	Middletown	Cobb	Multiple grades ages 6-18	18	3			21						1	1				18	1		20	1		
10/24/23	Middletown	Cobb	Multiple grades ages 6-18	12	5		1	19						2					17			17	2		
10/24/23	Middletown	Cobb	Multiple grades ages 6-18	7	5			12						2			2		8			12			
10/24/23	Middletown	Cobb	Multiple grades ages 6-18	25	3			28						1			2		22	3		27	1		
11/08/23	Middletown		Multiple grades ages 0-5	3	3			6			3								6			6			
11/08/23	Middletown		1st grade	3	2		1	6				1	1						6			6			
11/08/23	Middletown		Multiple grades ages 6-18	15	4		1	20	8	11		4					2		18			20			
11/01/23	Middletown	Minnie Cannon	6th grade	14	1			15	3	13							4		10			12	3		
11/01/23	Middletown	Minnie Cannon	5th grade	13	3		2	18	4	14			1	4			4		10			16	2		
11/01/23	Middletown	Minnie Cannon	4th grade	15	1			16	3	11				3	1	1	5		6			11	4	1	
11/01/23	Middletown	Minnie Cannon	Multiple grades ages 6-18	16	3		3	22	6	16		2	1	1	2		1	1	17			21	1		
11/01/23	Middletown	Minnie Cannon	Multiple grades ages 6-18	10	3		3	16	2	11	2	3		1	1	1	3		10			12	3	1	
11/01/23	Middletown	Minnie Cannon	Multiple grades ages 6-18	12	3		1	16	1	12	2	4	1	1			3	1	10	1		13	3		
11/01/23	Middletown	Minnie Cannon	Multiple grades ages 0-5	11	2			13		1		2		2			1		10			12	1		
11/28/23	Konocti	Obsidian Middle School	8th grade	7	1			8	2	6				1		1	2		4			8			
11/28/23	Konocti	Obsidian Middle School	8th grade	4	3		1	8	3	5				1			1		6			7	1		
11/28/23	Konocti	Obsidian Middle School	8th grade	10	4		3	17	5	12				1		2	6		8			14	3		
11/28/23	Konocti	Obsidian Middle School	8th grade	16	3		4	23	5	18				1			10	11			1	18	4	1	
11/28/23	Konocti	Obsidian Middle School	8th grade	8	5		1	14	3	11				1			6		6		1	8	5	1	
11/28/23	Konocti	Obsidian Middle School	8th grade	22	7		1	30	8	22				3			4	1	22			29	1		
11/28/23	Konocti	Obsidian Middle School	8th grade	10	6		2	18	4	14							5			12	1	14	3	1	
11/28/23	Konocti	Obsidian Middle School	8th grade	4	7			11	2	8				1		1	2		5		2	7	2	2	
11/28/23	Konocti	Obsidian Middle School	8th grade	13	9		1	23	12	11				2			9		12			21	2		



Date of Screening	District	School	Grade	Total CF	Total 1s	Total 2s	Total 3s	TOTAL	Total With Sealants	Total Sealants Needed	Total BBTD	Total BBTD Repaired	Total Abscess	Alaska Native/American Indian	Asian	Black/African American	Hispanic/Latino	Native Hawaiian/Pacific Islander	White	Two or More Races	Unknown	English	Spanish	Other	Unknown
11/28/23	Middletown	Coyote Valley	Multiple grades ages 6-18		1		1	2									1		1			1	1		
11/28/23	Middletown	Coyote Valley	Multiple grades ages 6-18		11	1	1	13		10					2		2		9			9	2	2	
11/28/23	Middletown	Coyote Valley	Transitional Kindergarten		9	2		11								1			10			11			
11/28/23	Middletown	Coyote Valley	Transitional Kindergarten		12	2		14						1	1		2		10			12	2		
11/28/23	Middletown	Coyote Valley	Kindergarten		8	2	3	13		1				1	2	2	3		5			10	3		
11/28/23	Middletown	Coyote Valley	Kindergarten		8	5		13		3						1	2		10			10	3		
11/28/23	Middletown	Coyote Valley	Kindergarten		12	1	1	14		3				1		1	2		10			13	1		
11/28/23	Middletown	Coyote Valley	1st grade		11		1	12	1	9							3		8			9	3		
11/28/23	Middletown	Coyote Valley	1st grade		15	2	1	18	1	14				1			1		15	1		17	1		
11/28/23	Middletown	Coyote Valley	1st grade		15	2		17		13				1		1	6	9				13	4		
11/28/23	Middletown	Coyote Valley	2nd grade		13	1		14	1	10				1			6		5	1	1	11	2		1
11/28/23	Middletown	Coyote Valley	2nd grade		10	1	1	12	1	5							3		7	2		10	2		
11/28/23	Middletown	Coyote Valley	2nd grade		19	1	2	22	2	15							5		17			19	3		
11/28/23	Middletown	Coyote Valley	3rd grade		17	3	2	22	5	15				1			8		8	1		19	3		
11/28/23	Middletown	Coyote Valley	3rd grade		11	2	1	14	1	10					1	3	5		7	2		10	4		
11/28/23	Middletown	Coyote Valley	3rd grade		14	1	1	16	4	10				1		2	2		11			16			
11/28/23	Middletown	Coyote Valley	4th grade		17	2	5	24	4	17						1	13		9	1		19	5		
11/28/23	Middletown	Coyote Valley	4th grade		13	3		16	8	8							1		12	3		16			
11/28/23	Middletown	Coyote Valley	Multiple grades ages 6-18		8		1	9	3	5									7	1	1	8			1
11/28/23	Middletown	Coyote Valley	5th grade		14	2		16	5	11							4		12			14	2		
11/28/23	Middletown	Coyote Valley	Multiple grades ages 6-18		14	2	1	17		16						1	3		12	1		15	2		
11/28/23	Middletown	Coyote Valley	6th grade		15		3	18		16				2			12	4				11	7		
03/12/24	Preschool	Burns Valley	Preschool	0	12	3	1	16	0	0	6	2	0								16				16
03/12/24	Preschool	Burns Valley	Preschool	0	9	1	0	10	0	0	1	1	0								10				10
03/12/24	Konocti	Burns Valley	Transitional Kindergarten	0	12	3	4	19	0	6	2	3	0								19				19
03/12/24	Konocti	Burns Valley	Transitional Kindergarten	0	11	5	2	18	0	0	4	4	0								18				18
03/12/24	Konocti	Burns Valley	Kindergarten	0	11	1	4	16	0	8	3	5	0								16				16
03/12/24	Konocti	Burns Valley	Kindergarten	0	13	2	4	19	3	5	6	7	1								19				19
03/12/24	Konocti	Burns Valley	1st grade	0	14	3	6	23	0	21	1	11	0								23				23
03/12/24	Konocti	Burns Valley	1st grade	0	10	5	3	18	0	16	1	4	0								18				18
03/12/24	Konocti	Burns Valley	1st grade	0	13	1	4	18	0	18	1	8	0								18				18
03/12/24	Konocti	Burns Valley	2nd grade	0	9	3	6	18	0	18	0	3	0								18				18
03/12/24	Konocti	Burns Valley	2nd grade	0	14	3	1	18	5	17	6	3	0								18				18
03/12/24	Konocti	Burns Valley	2nd grade	0	10	6	2	18	3	15	0	3	0								18				18
03/12/24	Konocti	Burns Valley	3rd grade	0	11	5	0	16	5	9	0	3	0								16				16
03/12/24	Konocti	Burns Valley	3rd grade	0	12	6	1	19	6	14	0	9	0								19				19
03/12/24	Konocti	Burns Valley	3rd grade	0	14	5	3	22	1	21	0	6	0								22				22
03/12/24	Konocti	Burns Valley	4th grade	0	14	4	3	21	5	16	0	1	0								21				21
03/12/24	Konocti	Burns Valley	4th grade	0	13	5	0	18	3	15	0	3	0								18				18
03/12/24	Konocti	Burns Valley	4th grade	0	12	7	1	20	2	18	0	0	0								20				20
03/12/24	Konocti	Burns Valley	5th grade	0	10	6	0	16	0	16	0	0	0								16				16
03/12/24	Konocti	Burns Valley	5th grade	0	15	5	2	22	0	22	0	0	0								22				22
03/12/24	Konocti	Burns Valley	5th grade	0	17	2	2	21	3	18	0	1	0								21				21
03/12/24	Konocti	Burns Valley	6th grade	0	11	4	0	15	0	15	0	0	0								15				15
03/12/24	Konocti	Burns Valley	6th grade	0	17	3	2	22	0	22	0	0	0								22				22

Date of Screening	District	School	Grade	Total CF	Total 1s	Total 2s	Total 3s	TOTAL	Total With Sealants	Total Sealants Needed	Total BBTD	Total BBTD Repaired	Total Abscess	Alaska Native/American Indian	Asian	Black/African American	Hispanic/Latino	Native Hawaiian/Pacific Islander	White	Two or More Races	Unknown	English	Spanish	Other	Unknown
03/12/24	Konocti	Burns Valley	6th grade	0	8	3	6	17	3	14	0	0	0								17				17
03/12/24	Konocti	Burns Valley	Multiple grades ages 6-18	0	6	0	1	7	1	6	0	0	0								7				7
09/19/23	Preschool	Early Connections Lower Lake	Preschool	6	8	1	2	17	0	0	1	0	0	0	0	2	4	0	11	0	0	13	4		
09/19/23	Preschool	Early Connections Lower Lake	Preschool	4	10	1	0	15	0	0	0	0	0	1	0	0	6	0	8	0	0	10	5		
02/28/24	Preschool	Early Connections Pomo	Preschool	0	14	2	0	16	0	0	2	1	0	0	0	1	12	0	3	0	0	4	12		
02/28/24	Preschool	Early Connections Pomo	Preschool	0	14	1	0	15	0	1	1	3	0	0	0	1	10	0	4	0	0	5	10		
02/23/24	Konocti	Pomo	Kindergarten	0	11	6	3	20	0	11	1	1	1	0	0	0	0	0	0	0	20	0	0	0	20
02/23/24	Konocti	Pomo	Transitional Kindergarten	0	12	7	0	19	0	2	1	3	0	0	0	0	0	0	0	0	19	0	0	0	19
02/23/24	Konocti	Pomo	Transitional Kindergarten	0	15	5	0	20	0	8	3	1	0	0	0	0	0	0	0	0	20	0	0	0	20
02/23/24	Konocti	Pomo	Kindergarten	0	15	1	4	20	0	13	0	4	3	0	0	0	0	0	0	0	20	0	0	0	20
02/23/24	Konocti	Pomo	Kindergarten	0	19	2	1	22	1	11	0	7	1	0	0	0	0	0	0	0	22	0	0	0	22
<b>TOTAL</b>				<b>10</b>	<b>1468</b>	<b>372</b>	<b>183</b>	<b>2033</b>	<b>360</b>	<b>931</b>	<b>47</b>	<b>113</b>	<b>11</b>	<b>62</b>	<b>16</b>	<b>38</b>	<b>306</b>	<b>30</b>	<b>829</b>	<b>54</b>	<b>698</b>	<b>1132</b>	<b>199</b>	<b>14</b>	<b>688</b>